

Overlay Maker: The Tool Box



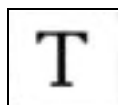
POINTER TOOL

Click to select keys; drag around items or shift/click to select multiple items or text.



TEXT TOOL

Add or edit text labels on keys. Typing while a key is selected automatically switches you to this tool.



Text Color Palette

Choose color of text on keys.



KEY TOOL


Draw, move, or resize keys. Hold down z key to draw free shapes.



Shapes Palette

Choose the shape of a key or free shape.

Note: this changes only the printed shape; the touch sensitive area remains rectangular.




Key Fill Palette

Choose color and pattern on the interior of keys and free shapes.




LINE TOOL

Draw lines to decorate or functionally organize your overlay. Holding down the shift key while you draw constrains the lines.



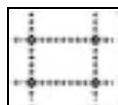
Line Width Palette

Choose the width for key borders, lines, or free-shape borders.



Line Color Palette

Choose color for lines, key borders, and free-shape borders.



Background Palette

Choose color and pattern of overlay background.

